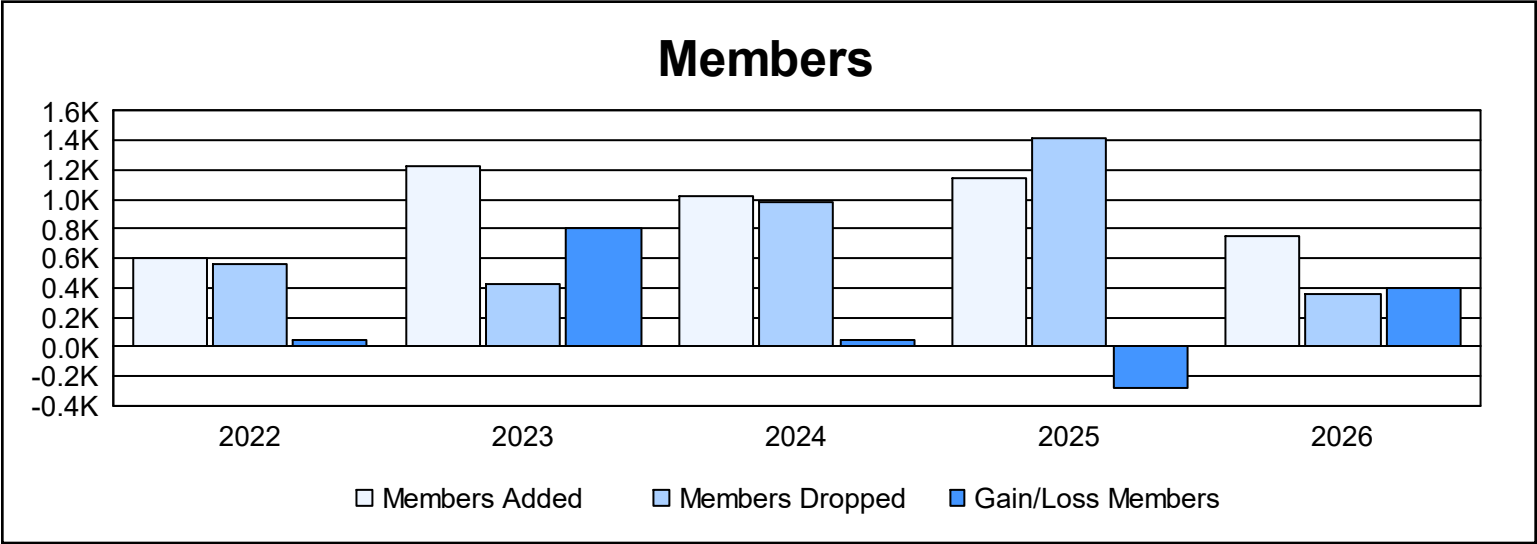
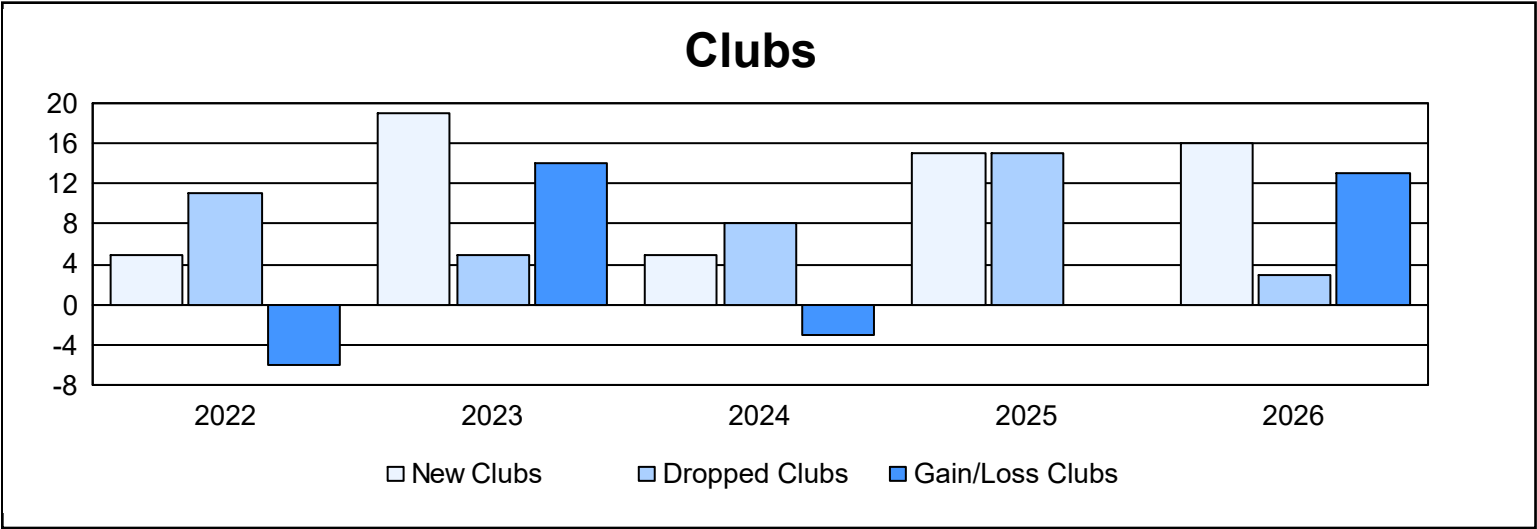
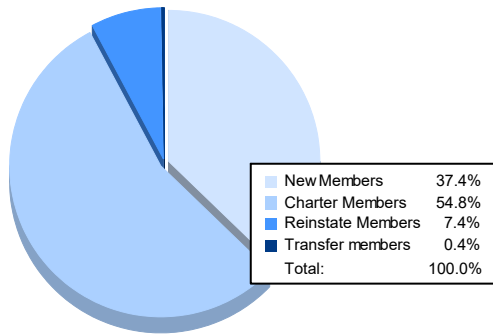


Year	New Clubs	Dropped Clubs	Gain/ Loss Clubs	New Members	Charter Members	Reinstate Members	Transfer Members	Total Member Added	Total Members Dropped	Gain/ Loss Members
2021-2022	5	11	-6	452	115	23	8	598	555	43
2022-2023	19	5	14	523	669	18	12	1,222	422	800
2023-2024	5	8	-3	707	190	96	33	1,026	981	45
2024-2025	15	15	0	526	378	193	42	1,139	1,415	-276
2025-2026	16	3	13	282	414	56	3	755	361	394
Average	12	8	4	498	353	77	20	948	747	201



### Membership Composition December 2025 Cumulative



### Gender Composition December 2025 Cumulative

